




CASE SLIM

585 ↕ × 1100 ⇄ ZX | GRAPHICS: 132

Table of Contents

3.	BASIC
4.	QUOTES
5.	PATTERNS
6.	UNIVERSE
7.	LANDSCAPES
8.	NATURE
9.	ANIMALS
10.	LIFESTYLE
11.	FOR KIDS
12.	ABSTRACTION
14.	AUTOMOTIVE
15.	PLACES
16.	SPORT
17.	HOBBY
18.	Coding

CASESLIM **BASIC**



01



02



03



04



05



06



07



08

CASESLIM QUOTES



09



10



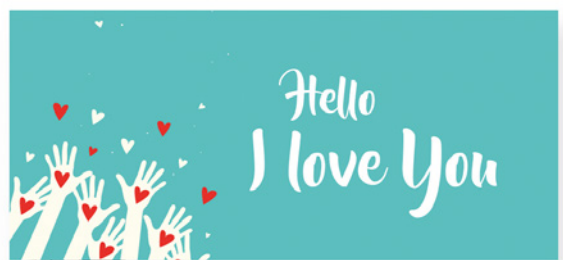
11



12



13



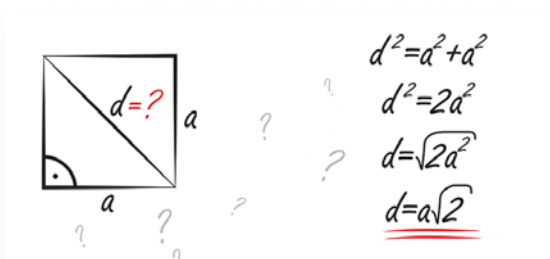
14



15



16



17



18

CASESLIM PATTERNS



19




20



21



22



23



24



25



26



27



28

CASESLIMUNIVERSE



29



30



31



32



33



34




35



36



37



38

CASESLIM **LANDSCAPES**



39



40



41



42




43



44




45



46



47



48



49



50

CASESLIM**NATURE**



51



52



53



54



55



56



57



58



59



60



61



62

CASESLIM **ANIMALS**



63



64



65



66



67



68



69



70




71



72



73



74

CASESLIM LIFESTYLE



75



76



77



78



79



80



81



82



83




84

CASESLIM **ABSTRACTION**



97




98




99




100



101



102



103




104



105



106



107




108

CASESLIM **ABSTRACTION**



109



110



111



112



113



114



115



116

CASESLIM **AUTOMOTIVE**




117



118



119



120




121



122



123



124



125



126


CASESLIM PLACES



127



128



129



130



131



132



133



134



135




136

CASESLIMSPORT



137



138



139



140



141



142



143



144



145




146

CASESLIM **HOBBY**



147



148



149



150



151



152



153



154



155



156

Coding

Offered patterns refer to the radiator Case Slim with following dimensions **A** † 585

Product codes can be found in product data sheet tables. The codes provide some basic information about the product while a partially filled configuration code contains complementary information about the detailed specifications. When placing an order, product codes should include the fully completed configuration part. The configuration code part should be placed after the main product code. The main product code and configuration part will appear as shown in the example below:

The construction of a water and dual fuel radiator product and configuration code:

WGCSP136042

K916ZX

00

PRODUCT CODE

(located in the table for the product)

CONFIGURATION CODE

(supplemented by hand)

EXTRA PROCESSES OR ADDITIONS CODE

(supplemented by hand, requires additional description)

Example Configuration

K **916** **ZX** **00**

Package code
K - carton box

Colour code

Connection code

Extra processes or additions code/suggested image code or glass colour
image code or glass colour
00 – clients own image/glass colour (for Case Slim with glass finish) for a different glass colour, provide code example.

Construction of electric heater configuration code:

WLCSP136042

K916E1DRYM

PRODUCT CODE

(located in the table for the product)

CONFIGURATION CODE

(supplemented by hand)

Example Configuration

K **916** **E1** **DRY** **M**

Package code
K - carton box

Colour code

Connection code

Heating element code

Cable Type code

Epoxy primer

E – Code of epoxy primer is an extra processes.

WGCSP136042 K916ZX **E** – Extra processes or additions code