


# Lima One



**Lima One** 1140↓ × 400↔ S1  
colour: Blueberry

Angled integrated thermostatic valve set with immersion tube, right, chrome  
Integrated pipe-masking set, chrome  
ONE heating element



**TERMA**  
SINCE 1990

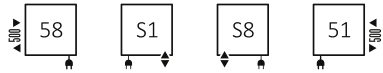


# Lima One

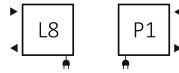


Design: *Terma*

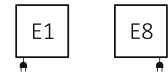
## Standard connections:



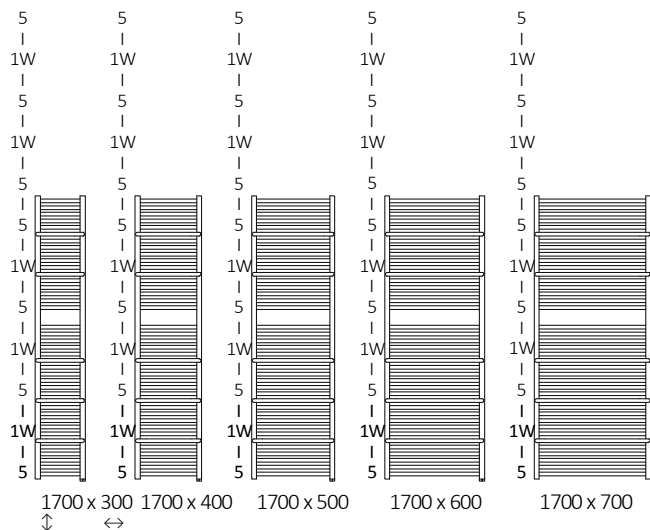
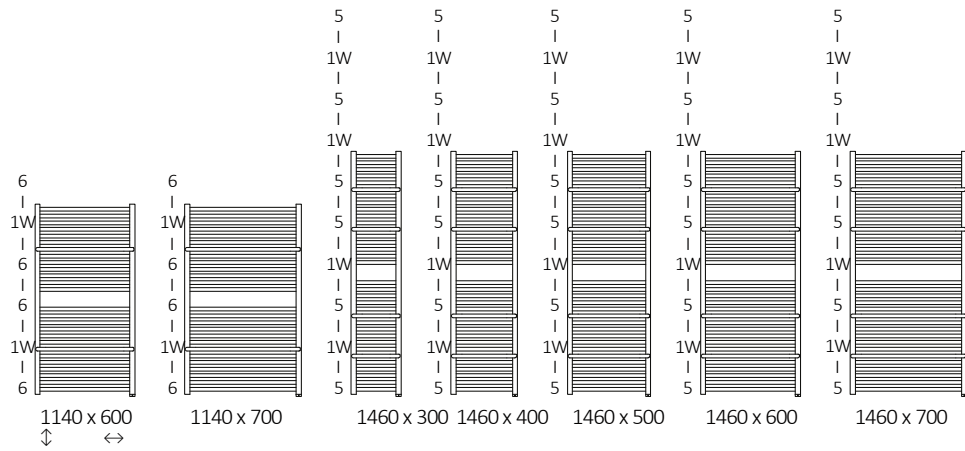
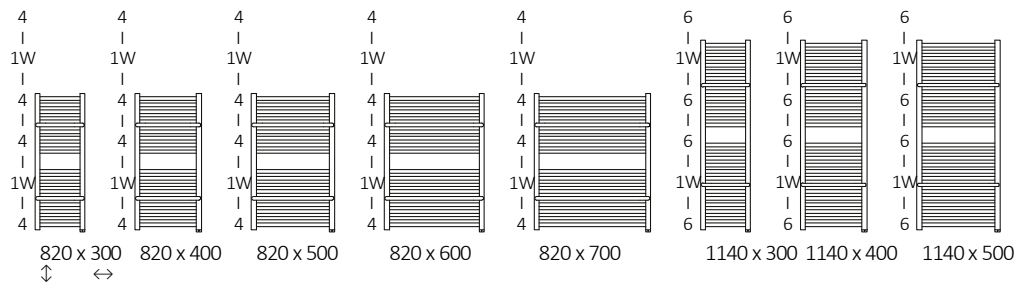
## Optional connections:



Electric radiators:



## Available sizes:





## Electrical specification:

<b>Power supply:</b>	230 V / 50 Hz
<b>Device protection class:</b>	Class I
<b>Ingress protection [IP]:</b>	IPx5

## Specifications:

Working pressure: 1000 kPa    Maximum operating temperature: 82°C

A ↓ [mm]	B ↔ [mm]	75/65/20°C [W]	55/45/20°C [W]	 [W]	D [mm]	E [mm]	F [mm]	H [dm³]	 [kg]	Product Code <small>Kody konfiguracji s. 6</small>
<b>Paint</b>										
820	300	244	132	300	270	680	70	2,47	5,14	WZLIE082030
820	400	325	175	300	370	680	70	3,01	6,34	WZLIE082040
820	500	406	218	400	470	680	70	3,54	7,54	WZLIE082050
820	600	477	256	400	570	680	70	4,08	8,75	WZLIE082060
820	700	547	293	600	670	680	70	4,62	9,95	WZLIE082070
1140	300	345	185	400	270	1000	70	3,51	7,22	WZLIE114030
1140	400	460	247	400	370	1000	70	4,28	8,96	WZLIE114040
1140	500	574	308	600	470	1000	70	5,06	10,69	WZLIE114050
1140	600	675	361	800	570	1000	70	5,84	12,43	WZLIE114060
1140	700	776	415	800	670	1000	70	6,61	14,17	WZLIE114070
1460	300	449	240	400	270	1320	70	4,60	9,42	WZLIE146030
1460	400	599	319	600	370	1320	70	5,61	11,69	WZLIE146040
1460	500	748	399	800	470	1320	70	6,63	13,96	WZLIE146050
1460	600	879	468	800	570	1320	70	7,64	16,23	WZLIE146060
1460	700	1009	537	1000	670	1320	70	8,66	18,50	WZLIE146070
1700	300	527	280	600	270	1560	70	5,40	11,04	WZLIE170030
1700	400	703	374	800	370	1560	70	6,60	13,71	WZLIE170040
1700	500	878	466	800	470	1560	70	7,79	16,38	WZLIE170050
1700	600	1031	547	1000	570	1560	70	8,99	19,05	WZLIE170060
<b>Plating</b>										
820	300	171	87	200	270	680	70	2,47	4,94	WZLIE082030
820	400	228	116	200	370	680	70	3,01	6,10	WZLIE082040
820	500	284	145	300	470	680	70	3,54	7,25	WZLIE082050
820	600	334	170	400	570	680	70	4,08	8,40	WZLIE082060
820	700	383	195	400	670	680	70	4,62	9,55	WZLIE082070
1140	300	242	123	300	270	1000	70	3,51	6,94	WZLIE114030
1140	400	322	164	300	370	1000	70	4,28	8,61	WZLIE114040
1140	500	402	205	400	470	1000	70	5,06	10,27	WZLIE114050
1140	600	473	241	400	570	1000	70	5,84	11,94	WZLIE114060
1140	700	543	277	600	670	1000	70	6,61	13,61	WZLIE114070
1460	300	314	160	300	270	1320	70	4,60	9,06	WZLIE146030
1460	400	419	214	400	370	1320	70	5,61	11,24	WZLIE146040
1460	500	524	267	600	470	1320	70	6,63	13,41	WZLIE146050
1460	600	615	314	600	570	1320	70	7,64	15,59	WZLIE146060
1460	700	706	360	800	670	1320	70	8,66	17,77	WZLIE146070
1700	300	369	188	400	270	1560	70	5,40	10,62	WZLIE170030
1700	400	492	251	600	370	1560	70	6,60	13,18	WZLIE170040
1700	500	615	313	600	470	1560	70	7,79	15,74	WZLIE170050
1700	600	722	368	800	570	1560	70	8,99	18,30	WZLIE170060
1700	700	828	422	800	670	1560	70	10,18	20,86	WZLIE170070





In the table with technical data, the last column lists product codes. When placing an order, please remember to quote the product code followed by the configuration code as shown in the diagram below:

## The construction of a configuration code of a water radiator with a built-in One heating element:

WZLIE082030

PRODUCT CODE  
(located in the table for the product)

K916S1

CONIFURATION CODE  
(supplemented by hand)

Cable Type

**W** – straight cable with plug  
**P** – straight cable without plug  
**U** – spiral cable with plug

### Example Configuration

**K 916 S1 P**

Package code    Plate color code    Connection code    Cable Type code

*K - carton box*

## The Construction of the product and configuration code for a radiator with the built-in heating element ONE:

WWLIE082030

PRODUCT CODE  
(located in the table for the product)

K916E1

CONIFURATION CODE  
(supplemented by hand)

Cable Type

**W** – straight cable with plug  
**P** – straight cable without plug  
**U** – spiral cable with plug

### Example Configuration

**K 916 E1 P**

Package code    Plate color code    Connection code    Cable Type code

*K - carton box*

## Epoxy primer

**E** – Code of epoxy primer is an extra processes.

WZLIE082030 K916S1 **E** — Extra processes or additions code

# Lima One



## Legend



Radiator available in a "water" version.



Radiator suitable for dual fuel connection. Electric heating element can be installed.



Radiator available in electric only version. It comes prefilled with a 'heating medium' and equipped with a heating element. All tested and ready to use.



Connection types dedicated for this radiator. The icon shows the flow and return connections for the radiator as well as the thermostatic valve and heating element position if applicable.



Suggested heating element power output for electric and dual fuel versions.



Weight.



Capacity.



Available in chrome finish.



No additional payment for a color.