

Dexter Pro One



Dexter Pro One 1220↓ × 600↔ Z1
colour: Granite

2 x Angled lockshield valve, chrome, chrome
Noble thermostatic head, chrome
ONE heating element



TERMA

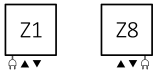
SINCE 1990



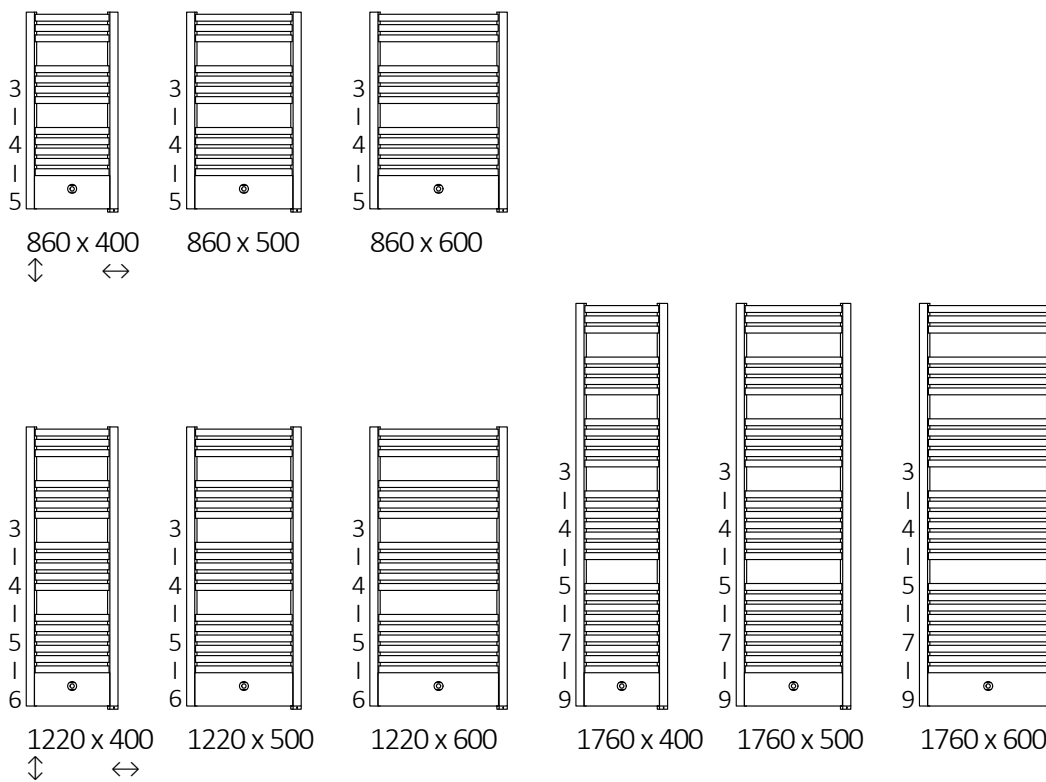
Dexter Pro One



Standard connections:



Available sizes:



Specifications:

Working pressure: 800 kPa Maximum operating temperature: 82°C

A ↕ [mm]	B ↔ [mm]	C1 [mm]	75/65/20°C [W]	55/45/20°C [W]	 [W]	D [mm]	E [mm]	F [mm]	H [dm³]	 [kg]	Product Code <small>configuration code p. 5</small>
860	400	50	327	173	300	350	720	70	2,55	7,68	WZDPN086040
860	500	50	408	216	400	450	720	70	2,81	8,93	WZDPN086050
860	600	50	488	259	600	550	720	70	3,08	10,17	WZDPN086060
1220	400	50	430	232	400	350	1080	70	3,66	10,60	WZDPN122040
1220	500	50	537	289	600	450	1080	70	4,04	12,38	WZDPN122050
1220	600	50	645	348	600	550	1080	70	4,42	14,15	WZDPN122060
1760	400	50	601	323	600	350	1620	70	5,40	15,27	WZDPN176040
1760	500	50	751	403	800	450	1620	70	5,96	17,94	WZDPN176050
1760	600	50	900	483	1000	550	1620	70	6,53	20,60	WZDPN176060

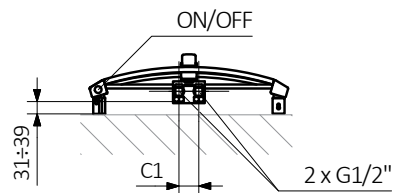
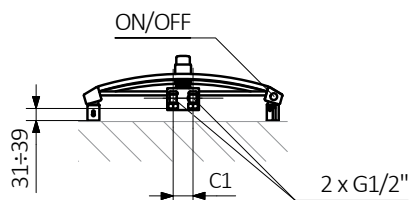
Dexter Pro One



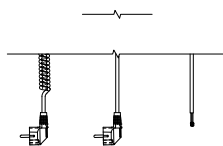
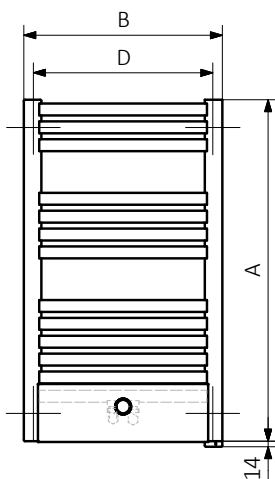
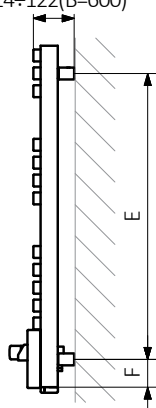
Technical drawing:

Z8

Z1



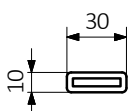
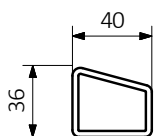
100÷108 (B=400)
107÷115 (B=500)
114÷122 (B=600)



A – Height B – Width C1-C5 – Distance between pipe centres D – Horizontal distance between mounting bracket centres
E – Vertical distance between mounting brackets F – Distance between a mounting bracket and the bottom of the radiator

Collector:

Pipe:



Dexter Pro One



In the table with technical data, the last column lists product codes. When placing an order, please remember to quote the product code followed by the configuration code as shown in the diagram below:

The construction of a configuration code of a water radiator with a built-in One heating element:

WZDPN086040

PRODUCT CODE
(located in the table for the product)

K916Z1

CONIGURATION CODE
(supplemented by hand)

Cable Type

W – straight cable with plug
P – straight cable without plug
U – spiral cable with plug

Example Configuration

K **916** **Z1** **W**

Package code Plate color code Connection code Cable Type code
K - carton box

Epoxy primer

E – Code of epoxy primer is an extra processes.

WZDPN086040 K916Z1 **E** — Extra processes or additions code

Dexter Pro One



Legend



Radiator available in a "water" version.



Radiator suitable for dual fuel connection. Electric heating element can be installed.



Radiator available in electric only version. It comes prefilled with a 'heating medium' and equipped with a heating element. All tested and ready to use.



Connection types dedicated for this radiator. The icon shows the flow and return connections for the radiator as well as the thermostatic valve and heating element position if applicable.



Suggested heating element power output for electric and dual fuel versions.



Weight.



Capacity.



Available in chrome finish.



No additional payment for a color.