


Bone One



Bone One 1260↓ × 500↔ S8
colour: Metallic Red

Angled integrated thermostatic valve set with immersion tube, left, chrome
Integrated pipe-masking set, chrome
ONE heating element



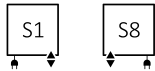

TERMA
SINCE 1990

Bone One

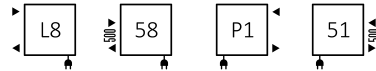


Design: *Terma*

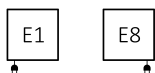
Standard connections:



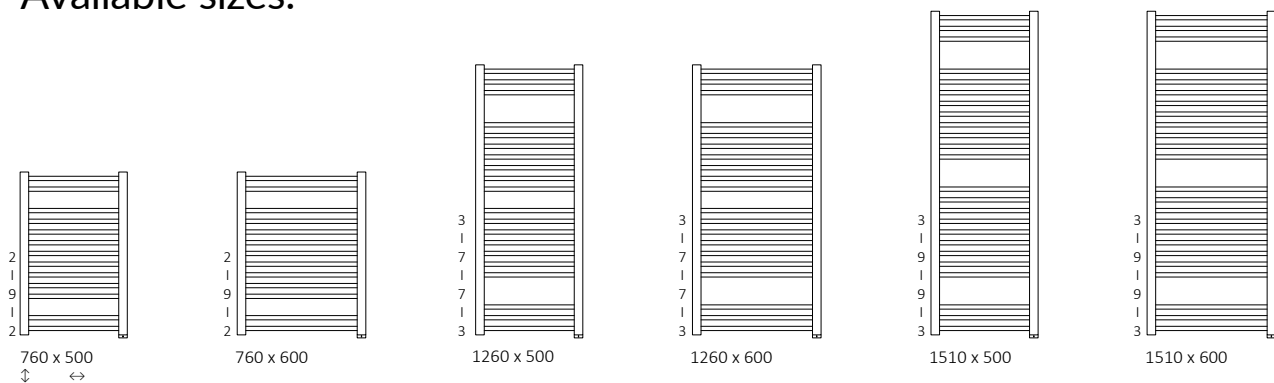
Optional connections:



Electric radiators:






Available sizes:



Specifications:

Working pressure: 800 kPa Maximum operating temperature: 82°C

A ↓ [mm]	B ↔ [mm]	75/65/20°C [W]	55/45/20°C [W]	 [W]	D [mm]	E [mm]	F [mm]	 [dm³]	 [kg]	Product Code <small>configuration code p. 5</small>
Paint										
760	500	320	173	300	460	620	70	2,99	7,34	WZBNN076050
760	600	384	208	400	560	620	70	3,37	8,47	WZBNN076060
1260	500	503	271	600	460	1120	70	4,84	11,45	WZBNN126050
1260	600	603	325	600	560	1120	70	5,41	13,19	WZBNN126060
1510	500	607	323	600	460	1370	70	5,82	13,68	WZBNN151050
1510	600	728	387	800	560	1370	70	6,51	15,78	WZBNN151060
Plating										
760	500	224	121	200	460	620	70	2,99	7,09	WZBNN076050
760	600	269	145	300	560	620	70	3,37	8,19	WZBNN076060
1260	500	352	190	400	460	1120	70	4,84	11,06	WZBNN126050
1260	600	422	227	400	560	1120	70	5,41	12,75	WZBNN126060
1510	500	425	226	400	460	1370	70	5,82	13,22	WZBNN151050
1510	600	510	271	600	560	1370	70	6,51	15,24	WZBNN151060

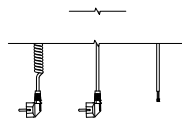
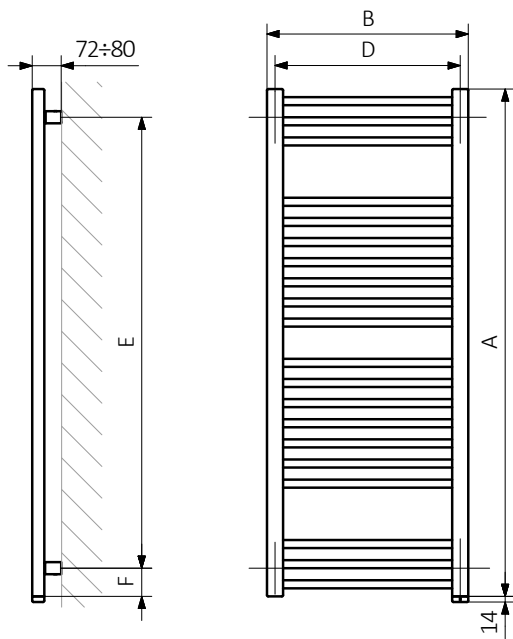
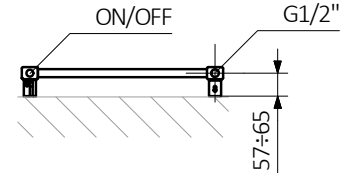
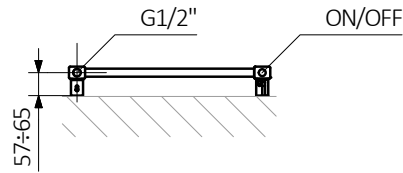
Bone One



Technical drawing:

S8

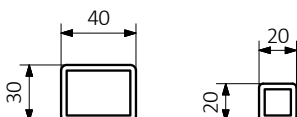
S1



A – Height B – Width C1-C5 – Distance between pipe centres D – Horizontal distance between mounting bracket centres
E – Vertical distance between mounting brackets F – Distance between a mounting bracket and the bottom of the radiator

Collector:

Pipe:





In the table with technical data, the last column lists product codes. When placing an order, please remember to quote the product code followed by the configuration code as shown in the diagram below:

The construction of a configuration code of a water radiator with a built-in One heating element:

WZBNN076050

PRODUCT CODE
(located in the table for the product)

K916S1

CONIGURATION CODE
(supplemented by hand)

Cable Type

W – straight cable with plug
P – straight cable without plug
U – spiral cable with plug

Example Configuration

K 916 S1 P

Package code Plate color code Connection code Cable Type code
K - carton box

The Construction of the product and configuration code for a radiator with the built-in heating element ONE:

WWBNN076050

PRODUCT CODE
(located in the table for the product)

K916E1

CONIGURATION CODE
(supplemented by hand)

Cable Type

W – straight cable with plug
P – straight cable without plug
U – spiral cable with plug

Example Configuration

K 916 E1 P

Package code Plate color code Connection code Cable Type code
K - carton box

Epoxy primer

E – Code of epoxy primer is an extra processes.

WZBNN076050 K916S1 **E** — Extra processes or additions code

Bone One



Legend



Radiator available in a "water" version.



Radiator suitable for dual fuel connection. Electric heating element can be installed.



Radiator available in electric only version. It comes prefilled with a 'heating medium' and equipped with a heating element. All tested and ready to use.



Connection types dedicated for this radiator. The icon shows the flow and return connections for the radiator as well as the thermostatic valve and heating element position if applicable.



Suggested heating element power output for electric and dual fuel versions.



Weight.



Capacity.



Available in chrome finish.



No additional payment for a color.