


# 090

IDEAL®  
BALL VALVE,  
FULL FLOW



SIZE	PRESSURE	CODE	PACKING
1/4" (DN 8)	50bar/725psi	0900014/N	12/192
3/8" (DN 10)	50bar/725psi	0900038/N	12/192
1/2" (DN 15)	50bar/725psi	0900012/N	12/156
3/4" (DN 20)	40bar/580psi	0900034/N	8/64
1" (DN 25)	40bar/580psi	0900100/N	8/64
1"1/4 (DN 32)	30bar/435psi	0900114/N	4/32
1"1/2 (DN 40)	30bar/435psi	0900112/N	2/26
2" (DN 50)	25bar/362,5psi	0900200/N	2/12
2"1/2 (DN 50)	18bar/261psi	0900212/N	1/7
3" (DN 50)	16bar/232psi	0900300/N	1/4
4" (DN 50)	14bar/203psi	0900400/N	1/2

## TECHNICAL SPECIFICATIONS

Female/female threads.

Lever handle in steel.

Body in nickel-plated brass.

Minimum and maximum working temperatures:

-20°C, 150°C in absence of steam.

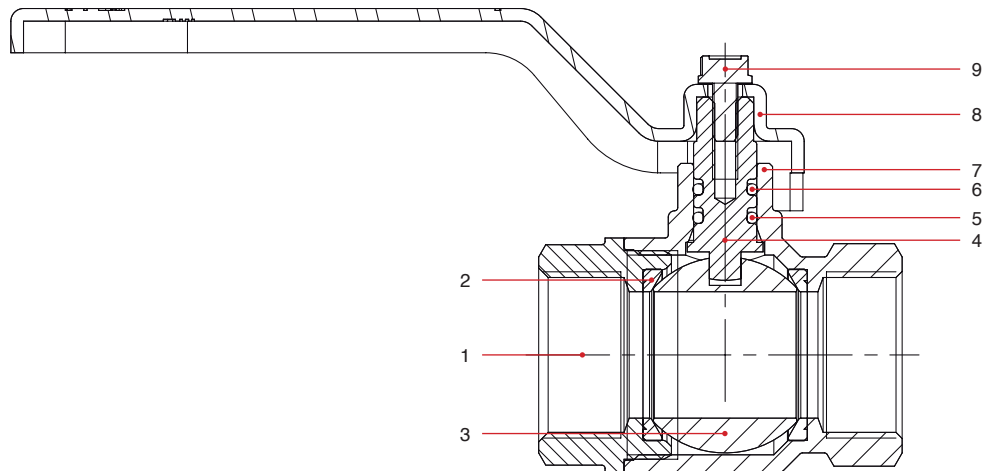
Threads: ISO228

(equivalent to DIN EN ISO 228 and BS EN ISO 228).

Available also with NPT thread in the sizes 1/4" through 2".

Mention "N" in the code only to order the black handle.

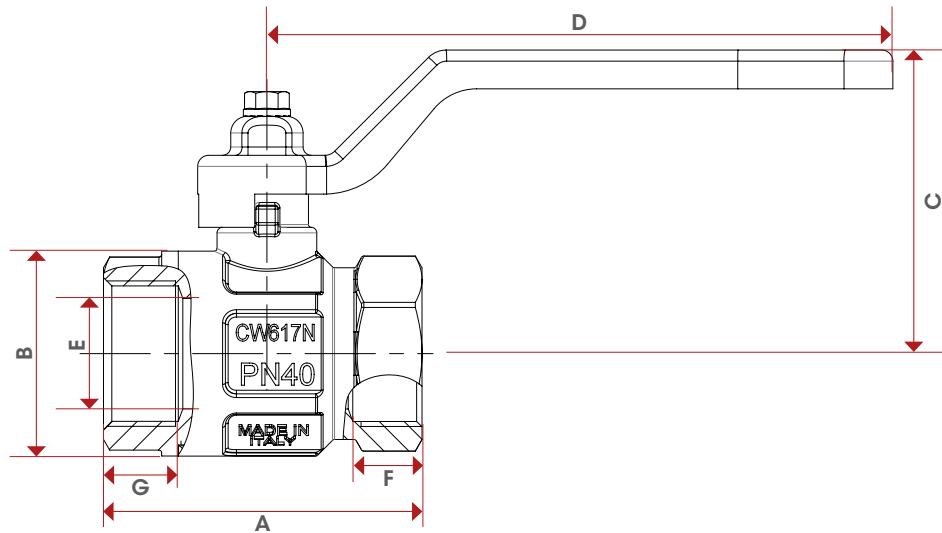
## MATERIALS



POS.	DESCRIPTION	N.	MATERIAL
1	End adapter	1	Nickel-plated brass CW617N
2	Seat	2	P.T.F.E.
3	Ball	1	Chrome-plated brass CW617N
4	Stem	1	Brass CW614N
5	O-Ring	1	NBR
6	O-Ring	1	VITON®
7	Body	1	Nickel-plated brass CW617N
8	Lever handle	1	Zinc-plated and varnished steel Fe.P04
9	Screw	1	Zinc-plated steel Fe CB4



## OVERALL DIMENSIONS



	1/4"	3/8"	1/2"	3/4"	1"	1 1/4"	1 1/2"	2"	2 1/2"	3"	4"
DN	8	10	15	20	25	32	40	50	65	80	100
A	44,4	44,4	50,5	57,5	70	80,5	94,5	112,5	134,5	157	190
B	23,5	24	30,5	37	45,5	57	70	84	109	131	164
C	37	37	41	55	59	75	81	96	115	133	149
D	80	80	80	113	113	138	138	157,8	197	250	250
E	10	10	15	20	25	32	40	50	65	80	100
F	10	10	12	12,5	15	17	18,5	22	24	26	30
G	10	10	12,5	13,5	15	16,5	17,5	20,5	24	26	30
Kg/cm <sup>2</sup> bar	50	50	50	40	40	30	30	25	18	16	14
LBS - psi	725	725	725	580	580	435	435	362,5	261	232	203

## CERTIFICATIONS

