



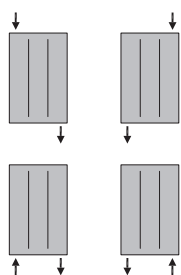
SULIA	
Material	steel pipes $\varnothing$ 26 mm / steel profiles 35 x 35 mm
Connection thread	4 x G1/2"
Testing overpressure	1,3 MPa
Max. operating overpressure	1,0 MPa
Max. operating temperature	110 °C
Number of pipes	20 + 6



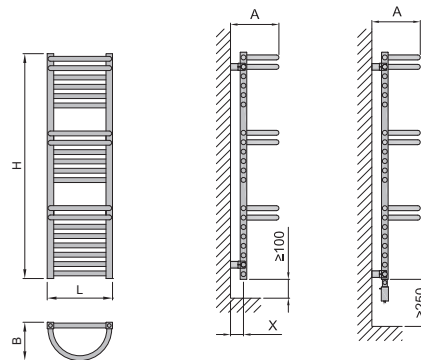
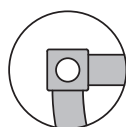
SULIA 1205 x 350

Type H/L [mm]	Depth B [mm]	Weight [kg]	Water capacity [l]	Temperature exponent [n]	Heating Output [W]			Recommended power input		Connection span [mm]
					75/65/20 °C	70/55/20 °C	55/45/20 °C	paint [W]	chrome [W]	
<b>1205/350</b>	206	10,8	6,1	1,289	<b>589</b>	478	303	600	-	315

Thermal power measuring follows in accordance with EN 442.  
Accessories (page 64, 65 and 66) is not part of the radiator.



Connection options



DSUL 1205 0350...

	A [mm]	X [mm]
Plastic brackets (RAL 9006, 9016)	261 - 271	73 - 83
Metal brackets (Other colours)	257 - 267	69 - 79