




TERMA

SINCE 1990



◀ **Radiator**

Michelle 1620 ↑ x 500 ↔ YL,
radiator colour: Chrom, masking front colour: Metallic Red
radiator code: WGMIC162050 KCROYL
masking front code: WRCMIC078L KMRE

Valves and accessories

Integrated thermostatic valve, angled, left, Chrome
SLIM thermostatic head, Chrome
Integrated pipe-masking set, Chrome

251 COLORS
AND CHROME

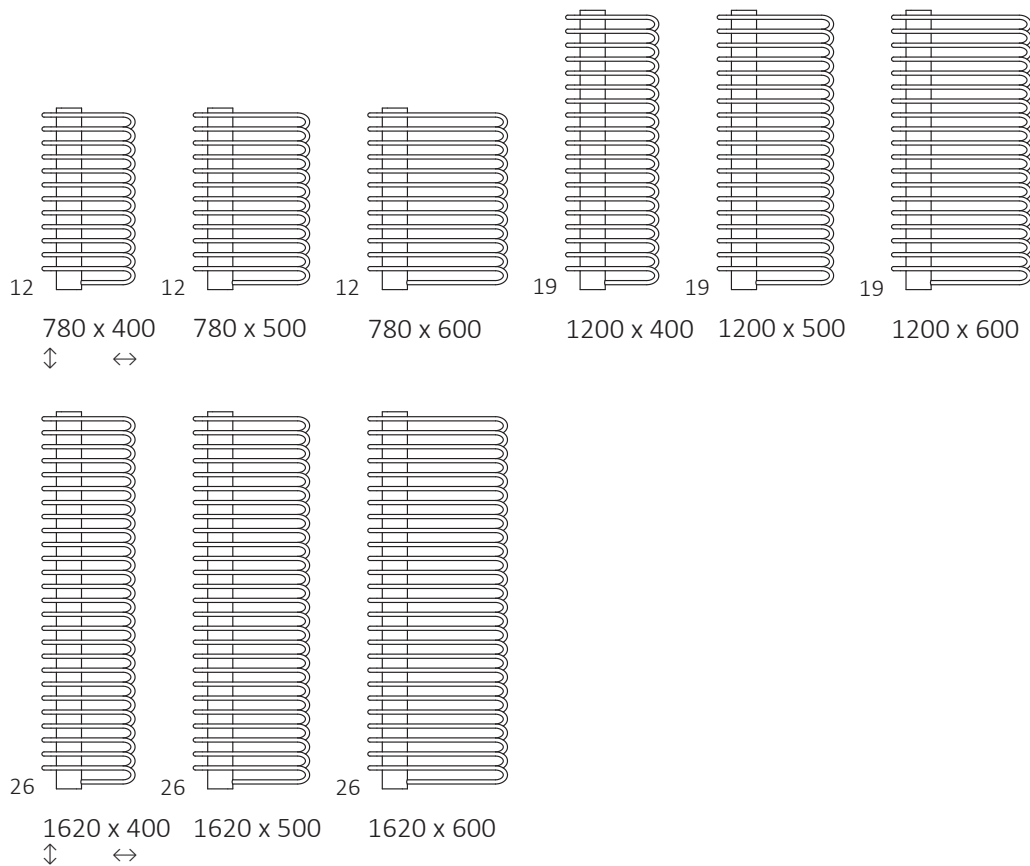


MICHELLE





AVAILABLE SIZES



NOTE: THE COMPLETE PRODUCT CONSISTS OF TWO PARTS: THE RADIATOR AND THE MASKING FRONT.



1. RADIATOR

CENTRAL HEATING / DUAL FUEL

Connections:







Height A ↓ [mm]	Width B ↔ [mm]	Heating power – powder paint			Heating power – plated finishes			Product code ... Configuration p. 7
		75/65/20°C [W]	55/45/20°C [W]	[W]	75/65/20°C [W]	55/45/20°C [W]	[W]	
780	400	365	196	400	256	131	300	WGMIC078040...
780	500	455	244	400	319	163	300	WGMIC078050...
780	600	533	286	600	373	190	400	WGMIC078060...
1200	400	580	310	600	406	207	400	WGMIC120040...
1200	500	721	386	800	505	258	600	WGMIC120050...

Height A ↕ [mm]	Width B ↔ [mm]	Heating power – powder paint			Heating power – plated finishes			Product code ... Configuration p. 7
		75/65/20°C [W]	55/45/20°C [W]	 [W]	75/65/20°C [W]	55/45/20°C [W]	 [W]	
1200	600	845	452	800	592	302	600	WGMIC120060...
1620	400	805	429	800	564	288	600	WGMIC162040...
1620	500	1000	533	1000	700	357	800	WGMIC162050...
1620	600	1172	624	1200	820	418	800	WGMIC162060...

DIMENSIONS AND TECHNICAL INFORMATION

Working pressure: 1000 kPa

Maximum operating temperature: 95°C

Height A ↕ [mm]	Width B ↔ [mm]	Spacing connection C1 [mm]	Spacing horizontal fasteners D [mm]	Spacing vertical fasteners E [mm]	Bottom fasteners position F [mm]	Capacity	Weight	Capacity	Weight
						(powder paint)  [dm³]	(powder paint)  [kg]	(plated finishes)  [dm³]	(plated finishes)  [kg]
780	400	50	50	600	90	2,85	11,51	2,85	11,23
780	500	50	50	600	90	3,30	12,80	3,30	12,47
780	600	50	50	600	90	3,75	14,10	3,75	13,71
1200	400	50	50	1020	90	4,47	18,03	4,47	17,59
1200	500	50	50	1020	90	5,19	20,07	5,19	19,55
1200	600	50	50	1020	90	5,90	22,13	5,90	21,52
1620	400	50	50	1440	90	6,11	24,59	6,11	23,99
1620	500	50	50	1440	90	7,09	27,40	7,09	26,68
1620	600	50	50	1440	90	8,07	30,20	8,07	29,37





ELECTRIC RADIATOR

Connections:





Height A ↕ [mm]	Width B ↔ [mm]	Heating power – powder paint [W]	Heating power – plated finishes [W]	Product code ... Configuration p. 8
1200	400	600	400	WLMIC120040...
1200	500	800	600	WLMIC120050...
1200	600	800	600	WLMIC120060...
1620	400	800	600	WLMIC162040...
1620	500	1000	800	WLMIC162050...
1620	600	1200	800	WLMIC162060...

DIMENSIONS AND TECHNICAL INFORMATION

Height A ↕ [mm]	Width B ↔ [mm]	Spacing horizontal fasteners D [mm]	Spacing vertical fasteners E [mm]	Bottom fasteners position F [mm]	Capacity (powder paint)  [dm ³]	Weight (powder paint)  [kg]	Capacity (plated finishes)  [dm ³]	Weight (plated finishes)  [kg]
1200	400	50	1020	90	4,46	19,45	4,46	19,01
1200	500	50	1020	90	5,18	22,09	5,18	21,57
1200	600	50	1020	90	5,90	24,72	5,90	24,11
1620	400	50	1440	90	6,10	26,55	6,10	25,95
1620	500	50	1440	90	7,08	30,15	7,08	29,43
1620	600	50	1440	90	8,06	33,75	8,06	32,92

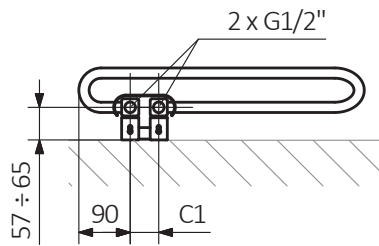
2. MASKING FRONT

(CONNECTION YL - LEFT MASKING FRONT, CONNECTION YP - RIGHT MASKING FRONT)

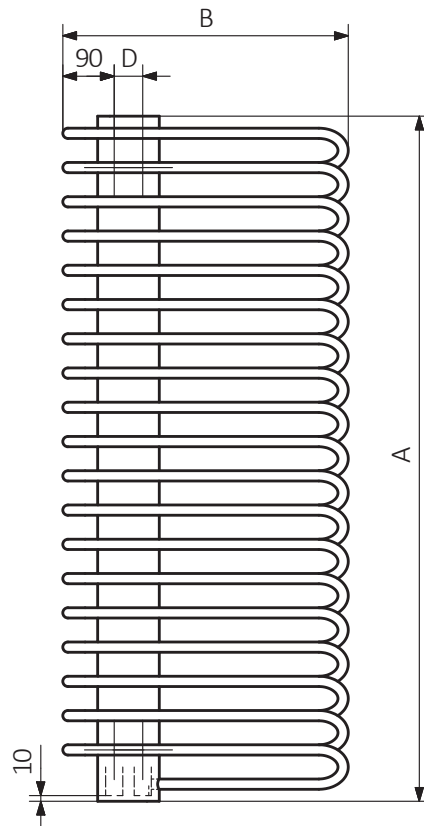
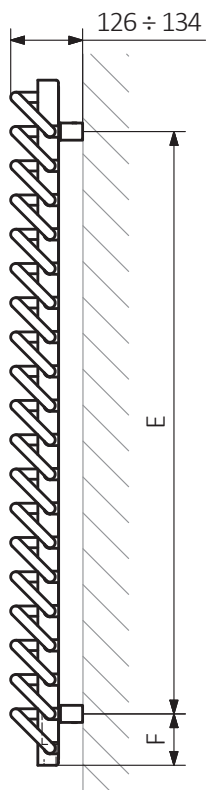
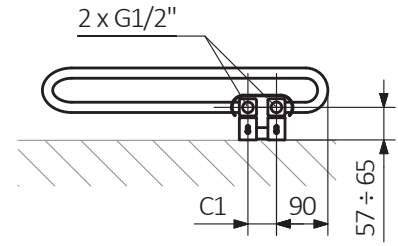
A ↕ [mm]	B ↔ [mm]	Depth G [mm]	Capacity (powder paint)  [kg]	Capacity (plated finishes)  [kg]	Product code ... Configuration p. 8
780	108	38	1,50	1,40	WRCMIC078L...
780	108	38	1,50	1,40	WRCMIC078P...
1200	108	38	2,24	2,10	WRCMIC120L...
1200	108	38	2,24	2,10	WRCMIC120P...
1620	108	38	3,00	2,80	WRCMIC162L...
1620	108	38	3,00	2,80	WRCMIC162P...

TECHNICAL DRAWING

YL

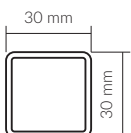


YP



A – Height B – Width C1-C5 – Distance between pipe centres D – Horizontal distance between mounting bracket centres E – Vertical distance between mounting brackets F – Distance between a mounting bracket and the bottom of the radiator

Collector:



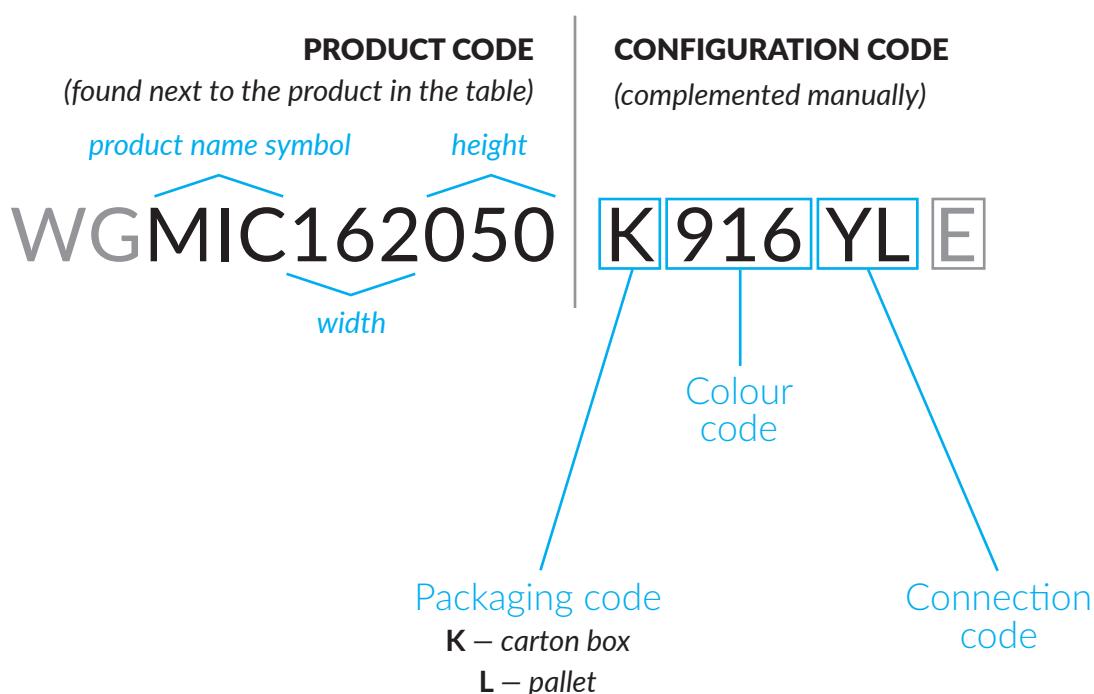
Pipe:



CONFIGURATION CODE FOR A TOWEL RAIL OR RADIATOR ("WG" PRODUCT GROUP)

Product codes can be found in the product tables in both the catalogue and the price list. They provide basic information about the product and the configuration code contains information that complements the specification. When placing an order, the product codes should contain the fully completed configuration part. Part of the configuration code should be placed after the main product code as shown in the example below:

CODE DETAILS:



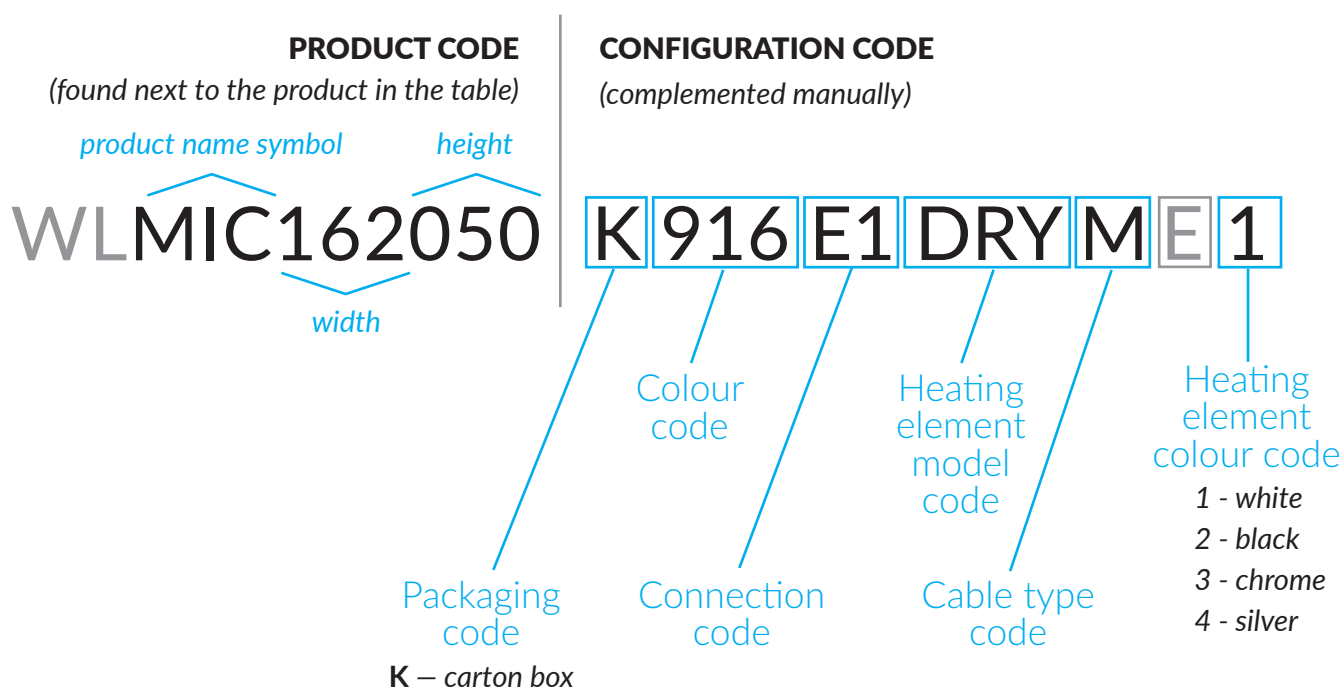
WG – water or dual fuel, central heating towel rail or radiator

E – the epoxy primer (additional coating increases the corrosion resistance of the product).

A CONFIGURATION CODE FOR AN ELECTRIC TOWEL RAIL OR RADIATOR FILLED WITH OIL AND FITTED WITH A HEATING ELEMENT (PRODUCT GROUP "WL")

Product codes can be found in the product tables in both the catalogue and the price list. They provide basic information about the product, and the configuration code contains information that complements the specification. When placing an order, the product codes should contain the fully completed configuration part. Part of the configuration code should be placed after the main product code as shown in the example below:

CODE DETAILS:



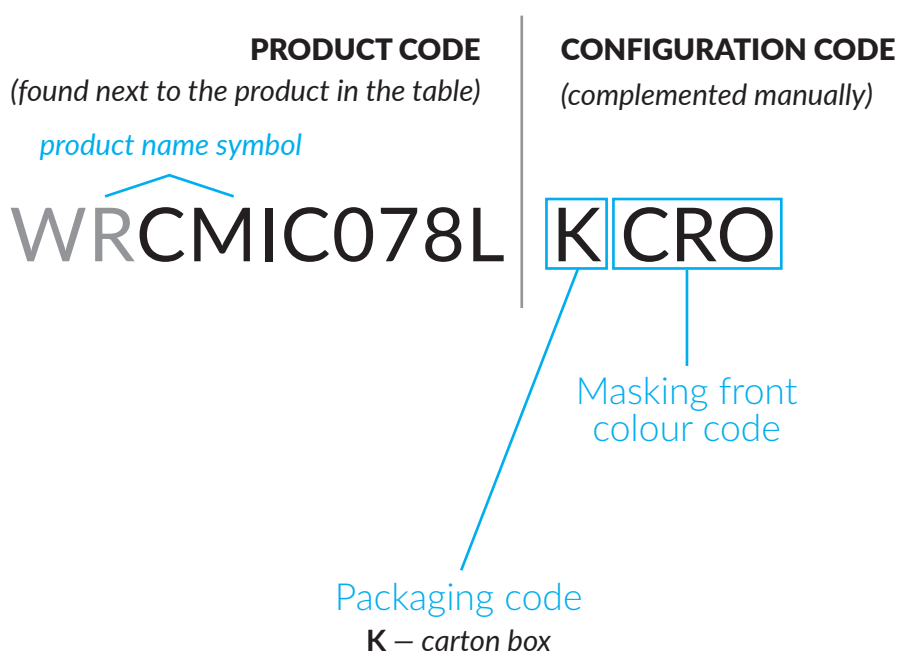
WL – electric towel rail or radiator filled with Oil and fitted with a factory installed heating element

E – the epoxy primer (additional coating increases the corrosion resistance of the product). The extra charge for the epoxy coating is 150 PLN net. In case you don't want the epoxy coating, the "E" should be replaced with an "X".

CONFIGURATION CODE FOR ACCESSORIES AND MASKING FRONT FOR MICHELLE, IRON, CASE SLIM RADIATORS WITH METAL AND MIRROR CASE (PRODUCT GROUP "WR")

Product codes can be found in the product tables in both the catalogue and the price list. They provide basic information about the product, and the configuration code contains information that complements the specification. When placing an order, the product codes should contain the fully completed configuration part. Part of the configuration code should be placed after the main product code as shown in the example below:

CODE DETAILS:



WR – configurable accessory

E – the epoxy primer (additional coating increases the corrosion resistance of the product).

SPECIAL COLOR PALETTE

	IHE – heban		SSK – storm sky		MBE – metallic beige		BUH – blush		PBL – pastel blue
	CPE – black pepper		WSK – winter sky		ABN – anodic brown		DIV – modern ivory		S77 – soft 7047
	MBC – metallic black		GRP – graphite		IAZ – african bronze		OPE – pergamon		S40 – soft 4010
	BLN – black crocodile new		SPP – salt & pepper		INB – noble brown		WGD – white gold		S46 – soft 4006
	ABC – anodic black		INO – inox		AMI – antique copper		FMS – sea salt		S38 – soft 3028
	MPR – magic pearl		DIS – diamond silver		COP – copper		FSS – sweet sugar		MRE – metallic red
	S95 – soft 9005		SPO – silver gloss		BCO – bright copper		WCR – white cream		SGA – soft green apple
	9M5 – mat 9005*		SMA – silver mat		IVG – van gogh		S96 – soft 9016		S13 – soft 1023
	9P5 – gloss 9005*		MSI – metallic silver		GPO – gold gloss		WWL – white wall		CRE – chrome effect
	RGY – sparkling grey		OVB – vibrant brown		ICB – california beige		BLR – blueberry		
	MGR – metallic grey		MST – metallic stone		OBB – bahama beige		ASP – anodic saphire		
	GRA – granite		RGR – sparkling gravel		BTS – morning beige		AMT – anodic malachite		
	DGR – modern grey		QUA – quartz		RCR – sparkling cream		LAV – lavender		

KOD – colour name
*RAL colour palette

CHROME

COPPER

SPECIAL COATINGS

	CRO – chrome		MIE – raw cooper (radiator Pajak/E)		A96 – antibacterial (RAL 9016)		EPO – the epoxy primer
--	--------------	--	--	--	-----------------------------------	--	------------------------

RAL COLOR PALETTE

	100 – RAL 1000		302 – RAL 3002		511 – RAL 5011		627 – RAL 6027		745 – RAL 7045
	101 – RAL 1001		303 – RAL 3003		512 – RAL 5012		628 – RAL 6028		746 – RAL 7046
	102 – RAL 1002		304 – RAL 3004		513 – RAL 5013		629 – RAL 6029		747 – RAL 7047
	103 – RAL 1003		305 – RAL 3005		514 – RAL 5014		632 – RAL 6032		800 – RAL 8000
	104 – RAL 1004		307 – RAL 3007		515 – RAL 5015		633 – RAL 6033		801 – RAL 8001
	105 – RAL 1005		309 – RAL 3009		517 – RAL 5017		634 – RAL 6034		802 – RAL 8002
	106 – RAL 1006		311 – RAL 3011		518 – RAL 5018		700 – RAL 7000		803 – RAL 8003
	107 – RAL 1007		312 – RAL 3012		519 – RAL 5019		701 – RAL 7001		804 – RAL 8004
	111 – RAL 1011		313 – RAL 3013		520 – RAL 5020		702 – RAL 7002		807 – RAL 8007
	112 – RAL 1012		314 – RAL 3014		521 – RAL 5021		703 – RAL 7003		808 – RAL 8008
	113 – RAL 1013		315 – RAL 3015		522 – RAL 5022		704 – RAL 7004		811 – RAL 8011
	114 – RAL 1014		316 – RAL 3016		523 – RAL 5023		705 – RAL 7005		812 – RAL 8012
	115 – RAL 1015		317 – RAL 3017		524 – RAL 5024		706 – RAL 7006		814 – RAL 8014
	116 – RAL 1016		318 – RAL 3018		600 – RAL 6000		708 – RAL 7008		815 – RAL 8015
	117 – RAL 1017		320 – RAL 3020		601 – RAL 6004		709 – RAL 7009		816 – RAL 8016
	118 – RAL 1018		322 – RAL 3022		602 – RAL 6002		710 – RAL 7010		817 – RAL 8017
	119 – RAL 1019		327 – RAL 3027		603 – RAL 6003		711 – RAL 7011		819 – RAL 8019
	120 – RAL 1020		328 – RAL 3028		604 – RAL 6004		712 – RAL 7012		822 – RAL 8022
	121 – RAL 1021		331 – RAL 3031		605 – RAL 6005		713 – RAL 7013		823 – RAL 8023
	123 – RAL 1023		401 – RAL 4001		606 – RAL 6006		715 – RAL 7015		824 – RAL 8024
	124 – RAL 1024		402 – RAL 4002		607 – RAL 6007		716 – RAL 7016		825 – RAL 8025
	127 – RAL 1027		403 – RAL 4003		608 – RAL 6008		721 – RAL 7021		828 – RAL 8028
	128 – RAL 1028		404 – RAL 4004		609 – RAL 6009		722 – RAL 7022		901 – RAL 9001
	132 – RAL 1032		405 – RAL 4005		610 – RAL 6010		723 – RAL 7023		902 – RAL 9002
	133 – RAL 1033		406 – RAL 4006		611 – RAL 6011		724 – RAL 7024		903 – RAL 9003
	134 – RAL 1034		407 – RAL 4007		612 – RAL 6012		726 – RAL 7026		904 – RAL 9004
	137 – RAL 1037		408 – RAL 4008		613 – RAL 6013		730 – RAL 7030		905 – RAL 9005 mat
	200 – RAL 2000		409 – RAL 4009		614 – RAL 6014		732 – RAL 7032		95P – RAL 9005 gloss
	201 – RAL 2001		410 – RAL 4010		615 – RAL 6015		733 – RAL 7033		906 – RAL 9006
	202 – RAL 2002		500 – RAL 5000		616 – RAL 6016		734 – RAL 7034		907 – RAL 9007
	203 – RAL 2003		501 – RAL 5001		617 – RAL 6017		735 – RAL 7035		910 – RAL 9010
	204 – RAL 2004		502 – RAL 5002		618 – RAL 6018		736 – RAL 7036		911 – RAL 9011
	208 – RAL 2008		503 – RAL 5003		619 – RAL 6019		737 – RAL 7037		916 – RAL 9016
	209 – RAL 2009		504 – RAL 5004		620 – RAL 6020		738 – RAL 7038		917 – RAL 9017
	210 – RAL 2010		505 – RAL 5005		621 – RAL 6021		739 – RAL 7039		918 – RAL 9018
	211 – RAL 2011		507 – RAL 5007		622 – RAL 6022		740 – RAL 7040		
	212 – RAL 2012		508 – RAL 5008		624 – RAL 6024		742 – RAL 7042		
	300 – RAL 3000		509 – RAL 5009		625 – RAL 6025		743 – RAL 7043		
	301 – RAL 3001		510 – RAL 5010		626 – RAL 6026		744 – RAL 7044		